



# PETER MORTON ACADEMY OF SELF DEFENCE

モ  
ル  
ト  
ン  
護  
身  
流

## JUDOGI STANDARD

The following description is the judogi standard for the Peter Morton Academy of Self Defence and all of its branches (herein after referred to as 'the Academy'.) It is the responsibility of the chief instructors of each branch to ensure that assistant instructors and kyu grades conform to this standard.

### 1. Academy Uniform

The Judogi Uniform for all Academy members is a white Judo jacket with black trousers. The colours of the Academy are Blue and Gold.

### 2. Academy Badge

Each judoka and instructor must have the Academy's badge on the left side of their judogi jacket. (see Figures 1 & 2.) The colours of the Club are Blue and Gold.

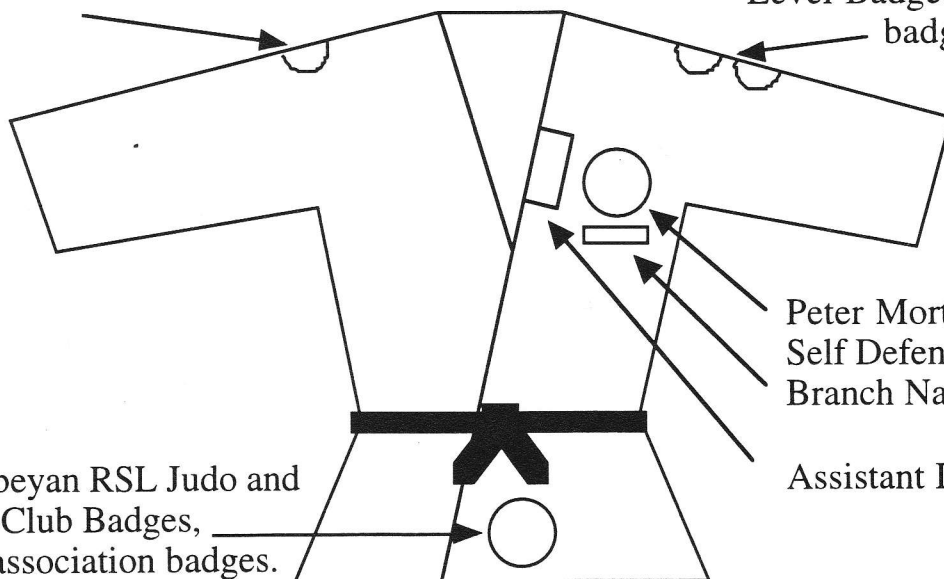
National Coaching Accreditation  
Scheme Badge

Peter Morton Academy of  
Self Defence Coaching  
Level Badge(s), or merit  
badges for juniors.

Queanbeyan RSL Judo and  
Jujitsu Club Badges,  
Other association badges.

Peter Morton Academy of  
Self Defence Badge  
Branch Name Badge

Assistant Instructor Badge



*Figure 1. Position of Badges*



# PETER MORTON ACADEMY OF SELF DEFENCE

モ  
ー  
ト  
ン  
護  
身  
流

### 3. Academy Coaching Badges

Members that have been awarded with coaching accreditation from the Academy may wear these badges on the side of the left shoulder. Academy Coaching badges shall have the following colour scheme;

- Level 1 Green with gold border, motif and lettering.
- Level 2 Blue with gold border, motif and lettering.
- Level 3 Red with gold border, motif and lettering.

(see Figure 1 & 6)

### 4. Chief Instructors

Chief instructors of each branch must have screened on the back of their judogi jacket the Japanese symbol for "Makoto".(see Figure 3.) Only the Branch Chief Instructor is allowed to have the makoto symbol.

### 5. Other Badges

Judoka that can show that they have been members of other associations may wear that clubs or associations badge on the left hand skirt of their jacket below the belt. (see Figure 1.)

### 6. Merit Badges

Juniors that have earned merit badges may wear these badges on the left shoulder or sleeve of thier judogi. (see Figure 1 & Merit Badge Awards)

### 7. N.C.A.S. Badges

Dan grades that have National Coaching Accreditation Scheme badges (N.C.A.S.) Levels 1, 2 or 3 must wear these badges on the side of the right shoulder. (see Figure 1.)

### 8. Assistant Instructors

Black belts that assist the chief instructor of that branch should wear a small rectangular badge, located directly on the left lapel of the judogi jacket, adjacent to their club badge. (see Figure 1 & 4.)

### 9. Branch Name Badge

All students and members are encouraged to have the name of their home branch displayed on their jackers just below the Academy badge. This can either be an embroidered lable or as a separate sew on badge.



# PETER MORTON ACADEMY OF SELF DEFENCE

モ  
ー  
ト  
ン  
自  
護  
身  
流

## 10. Kyu Belts

The belt colours for the kyu grades are;

6th Kyu	- White
Womens Self Defence Course	- White with Yellow Tip
5th Kyu	- Yellow
4th Kyu	- Orange
3rd Kyu	- Green
2nd Kyu	- Blue
1st Kyu	- Brown
Sparring Techniques	- Brown with Black Tip
Trainee Black Belts	- Brown with Black Tip

## 11. Dan Belts


Dan grades may have their initial and full surname embroidered on one end of the belt along with any higher dan stripes. The Kanji for Peter Morton Academy of Self Defence is to be embroidered on the other end of the belt. See Figure 5 and the belt layout diagrams; Shodan to Judan. Dan belt colours are as follows;

Jr. Shodan	- Black with a brown centre stripe.
Shodan	- Black.
Nidan	- Black with two gold bars.
Sandan	- Black with three gold bars.
Yondan	- Black with a red centre stripe.
Godan	- Purple with a red centre stripe.
Rokudan	- Purple with a red centre stripe and with white & red bars.
Nanadan	- Red with a purple centre stripe.
Hachidan	- Red with a purple centre stripe and with white & red bars.
Kudan	- Red.
Judan	- Red.




**PETER MORTON  
ACADEMY OF SELF DEFENCE**

モ  
ー  
ト  
ン  
護  
身  
流



*Figure 2.* Badge design for the Peter Morton Academy of Self Defence.




PETER MORTON  
ACADEMY OF SELF DEFENCE

モルトン護身流



Figure 3. Japanese symbol “Makoto” that is to be worn on the back of the judogi jacket.  
See paragraph 3.



PETER MORTON  
ACADEMY OF SELF DEFENCE

モ  
ー  
ト  
ン  
護  
身  
流



*Figure 4.* Japanese symbol denoting "Assistant Instructor" that is to be worn on the left lapel of the judogi jacket. See paragraph 7.



PETER MORTON  
ACADEMY OF SELF DEFENCE

モ  
ー  
ト  
ン  
護  
身  
流

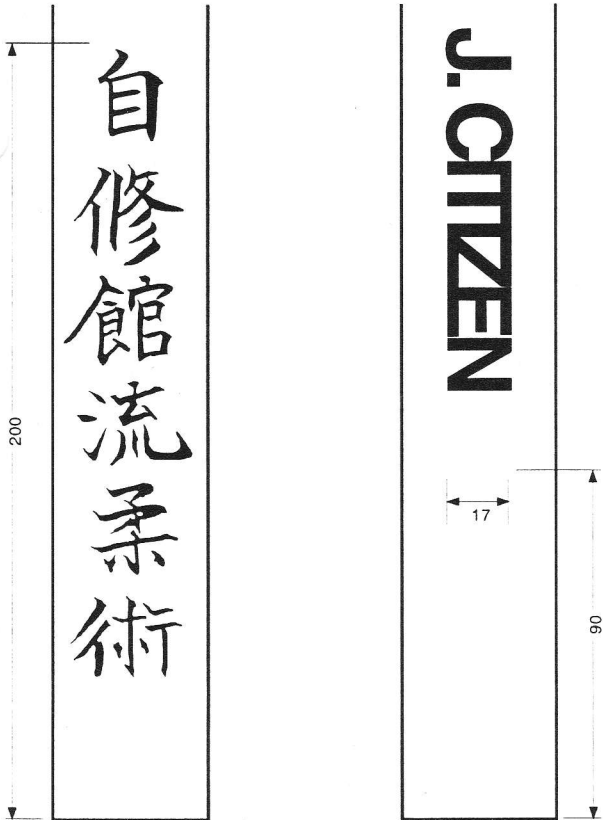


Figure 5. Kanji for Peter Morton Academy of Self Defence.



Figure 6. Academy Coaching Accreditation Badges

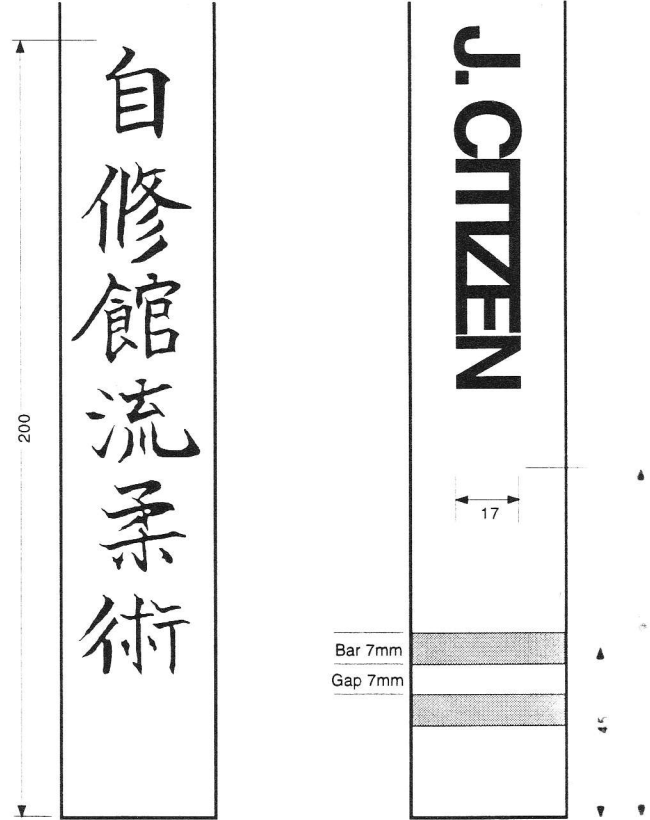
**BELT EMBROIDERY LAYOUT  
SHODAN**



**Notes:**

Lettering and Kanji colour: **GOLD**  
 Base belt colour: **BLACK**  
 Remove all manufacturer labels before embroidery.  
 All dimensions in millimetres

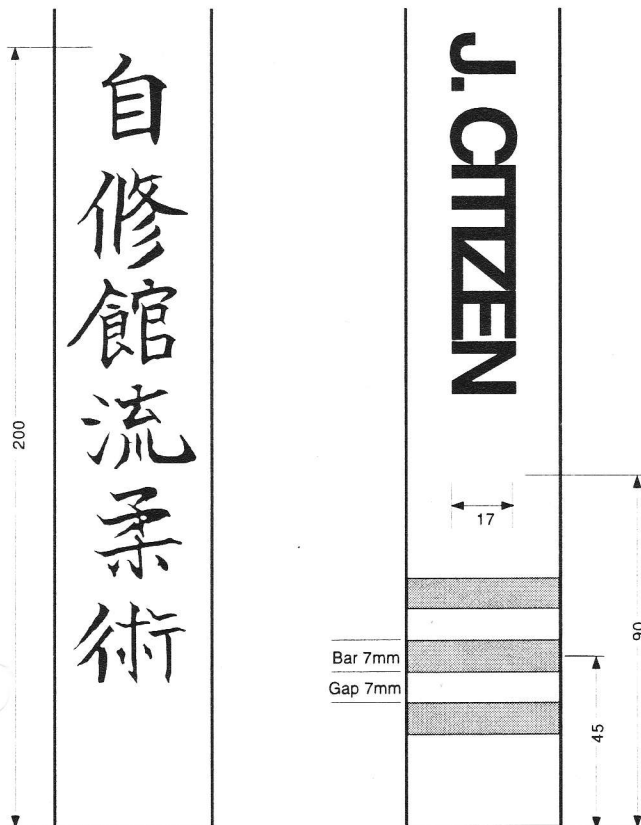
**BELT EMBROIDERY LAYOUT  
NIDAN**



**Notes:**

Lettering, Kanji and Bar colour: **GOLD**  
 Base belt colour: **BLACK**  
 Remove all manufacturer labels before embroidery.  
 All dimensions in millimetres


**BELT EMBROIDERY LAYOUT  
SANDAN**



**Notes:**

Lettering, Kanji and Bar colour: **GOLD**  
 Base belt colour: **BLACK**  
 Remove all manufacturer labels before embroidery.  
 All dimensions in millimetres


**BELT EMBROIDERY LAYOUT  
YONDAN**



**Notes:**

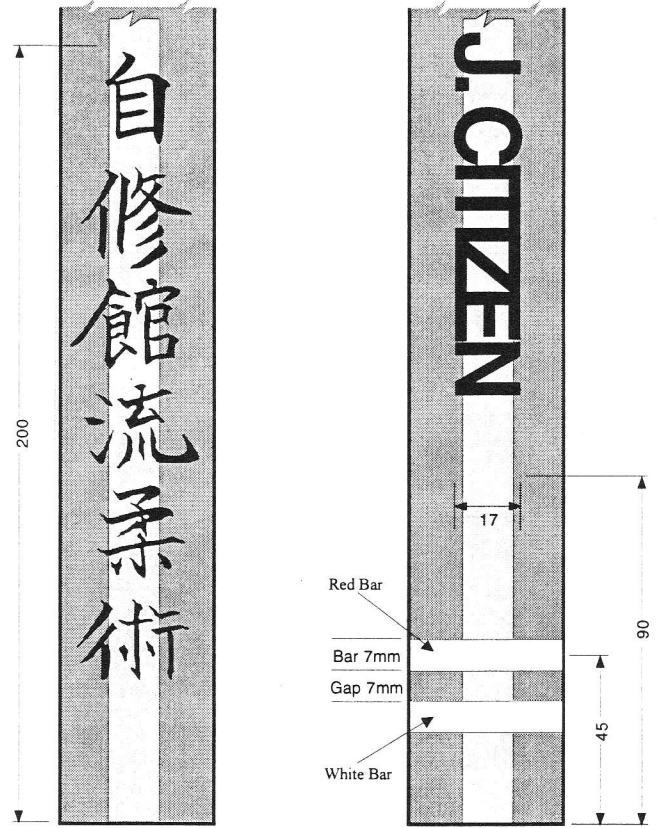
Lettering and Kanji colour: **GOLD**  
 Centre stripe along entire length and one third width of belt in the colour: **RED**  
 Base belt colour: **BLACK**  
 Remove all manufacturer labels before embroidery.  
 All dimensions in millimetres

**BELT EMBROIDERY LAYOUT  
GODAN**



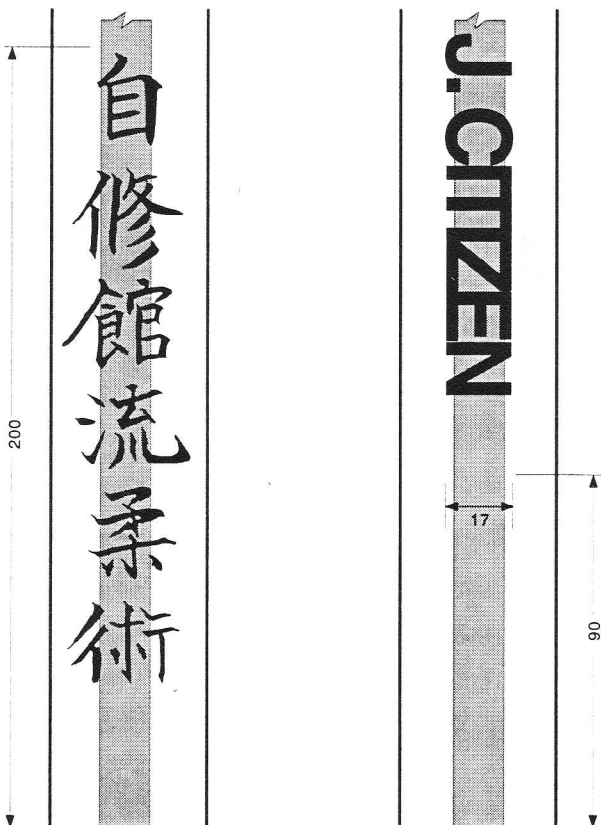
**Notes:** Lettering and Kanji colour: **GOLD**  
 Centre stripe along entire length and one third width of belt in the colour: **RED**  
 Base belt colour: **PURPLE**  
 Remove all manufacturer labels before embroidery.  
 All dimensions in millimetres

**BELT EMBROIDERY LAYOUT  
ROKUDAN**



**Notes:** Lettering and Kanji colour: **GOLD**  
 Centre stripe along entire length and one third width of belt in the colour: **RED**  
 See diagram for cross bar colours.  
 Base belt colour: **PURPLE**  
 Remove all manufacturer labels before embroidery.  
 All dimensions in millimetres

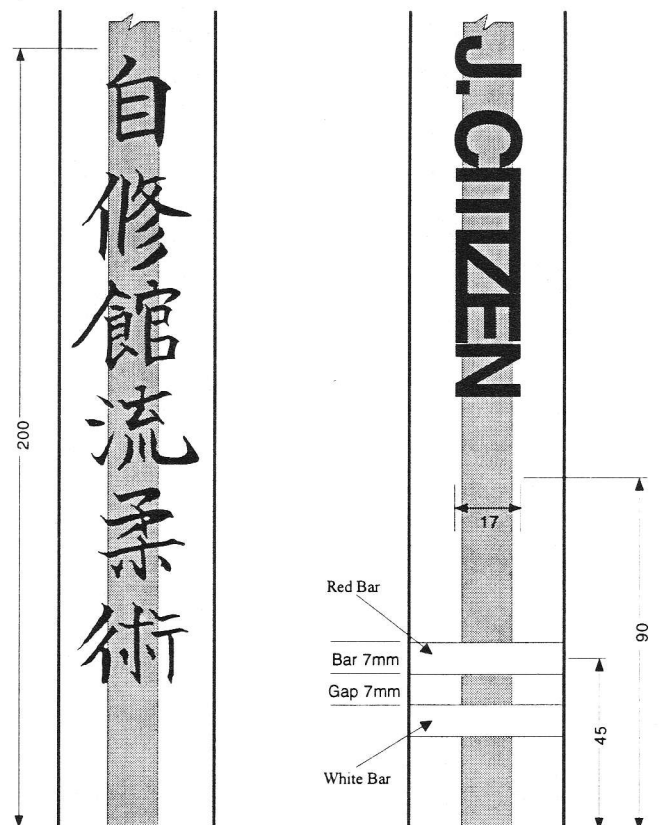
**BELT EMBROIDERY LAYOUT  
NANADAN**



**Notes:** Lettering and Kanji colour: **GOLD**  
 Centre stripe along entire length and one third width of belt in the colour: **PURPLE**  
 Base belt colour: **RED**  
 Remove all manufacturer labels before embroidery.  
 All dimensions in millimetres

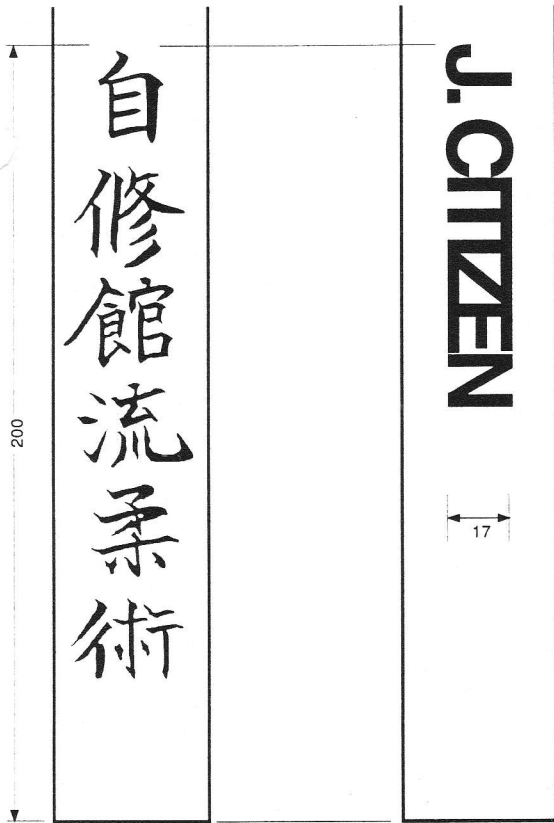
Version  
2.2v1

**BELT EMBROIDERY LAYOUT  
HACHIDAN**



**Notes:** Lettering and Kanji colour: **GOLD**  
 Centre stripe along entire length and one third width of belt in the colour: **PURPLE**  
 See diagram for cross bar colours.  
 Base belt colour: **RED**  
 Remove all manufacturer labels before embroidery.  
 All dimensions in millimetres

**BELT EMBROIDERY LAYOUT  
KUDAN**

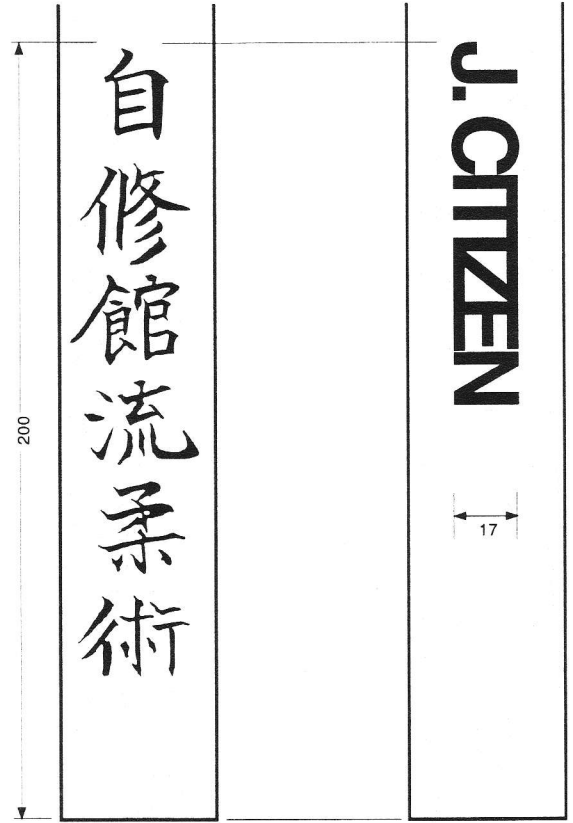


**Notes:**

Lettering and Kanji colour: **GOLD**  
Base belt colour: **RED**  
Remove all manufacturer labels before embroidery.  
All dimensions in millimetres

Version  
2.2v1

**BELT EMBROIDERY LAYOUT  
JUDAN**



**Notes:**

Lettering and Kanji colour: **GOLD**  
Base belt colour: **RED**  
Remove all manufacturer labels before embroidery.  
All dimensions in millimetres